





## BATTERY CONNECTORS (ANDERSON TYPE)










ORDER REF	TYPE	WIRE SIZE	COLOUR
101PM1548	SB50	16	red
101PM1555	SB50	16	grey
101PM1572	SB50	16	black
101PM1538	SB175	50	yellow
101PM1543	SB175	50	orange
101PM1549	SB175	50	red
101PM1556	SB175	50	grey
101PM1562	SB175	50	blue
101PM1480	SB350	70	yellow
101PM1481	SB350	70	orange
101PM1550	SB350	70	red
101PM1557	SB350	70	grey
101PM1563	SB350	70	blue
101PM1485	SB350	70	green
101PM1539	SBE160*	35	yellow
101PM1544	SBE160*	35	orange
101PM1551	SBE160*	35	red
101PM1558	SBE160*	35	grey
101PM1564	SBE160*	35	blue
101PM1568	SBE160*	35	green
101PM1573	SBE160*	35	black
101PM1540	SBE160*	50	yellow
101PM1545	SBE160*	50	orange
101PM1552	SBE160*	50	red
101PM1559	SBE160*	50	grey
101PM1565	SBE160*	50	blue
101PM1569	SBE160*	50	green
101PM1574	SBE160*	50	black
101PM1541	SBE320	70	yellow
101PM1546	SBE320	70	orange
101PM1553	SBE320	70	red
101PM1560	SBE320	70	grey
101PM1566	SBE320	70	blue
101PM1570	SBE320	70	green
101PM1575	SBE320	70	black
101PM1577	SBE320	70	brown
101PM1578	SBE320	70	violet
101PM1542	SBX350	70	yellow
101PM1547	SBX350	70	orange
101PM1554	SBX350	70	red
101PM1561	SBX350	70	grey
101PM1567	SBX350	70	blue
101PM1571	SBX350	70	green
101PM1576	SBX350	70	black







\* Replaces SBX175

**BATTERY CONNECTORS (DIN 43589)**



ORDER REF	DESCRIPTION	USE	CABLE SIZE	CONNECTOR FEMALE
101PM1934	80 amp male	charger/motor	16 mm2	 80 amp connector
101PM1467	80 amp male	charger/motor	25 mm2	
101PM1935	80 amp female	battery	16 mm2	
101PM1468	80 amp female	battery	25 mm2	 160 amp connector
101PM1936	80 amp	handle		
101PM1937	160 amp male	charger/motor	25 mm2	 320 amp connector
101PM1938	160 amp male	charger/motor	35 mm2	
101PM1469	160 amp male	charger/motor	50 mm2	
101PM1939	160 amp female	battery	25 mm2	<p style="text-align: center;"><b>CONNECTOR MALE</b></p>  80 amp connector
101PM1940	160 amp female	battery	35 mm2	
101PM1470	160 amp female	battery	50 mm2	
101PM1941	160 amp	handle		 160 amp connector
101PM1942	320 amp male	charger/motor	50 mm2	
101PM1471	320 amp male	charger/motor	70 mm2	
101PM1943	320 amp male	charger/motor	95 mm2	 320 amp connector
101PM1944	320 amp female	battery	50 mm2	
101PM1472	320 amp female	battery	70 mm2	
101PM1945	320 amp female	battery	95 mm2	 320 amp connector
101PM1941	320 amp	handle		

**DC-DC CONVERTORS**

ref	current	power	type	input - output	TYPE A
101PM3251	33 A	400 W	B	DC DC 36 - 12	 <p style="text-align: right;">W x H x L 130 x 100 x 117 mm</p>
101PM1055	20 A	240 W	A	DC DC 48 - 12	
101PM3252	40 A	500 W	B	DC DC 48 - 12	
101PM2712	10 A	120 W	F	DC DC 48 - 12	 <p style="text-align: right;">W x H x L 122 x 109 x 238 mm</p>
101PM3253	10 A	240 W	A	DC DC 48 - 24	
101PM3254	20 A	500 W	B	DC DC 48 - 24	
101PM2713	5 A	120 W	F	DC DC 48 - 24	 <p style="text-align: right;">W x H x L 77 x 70 x 161 mm</p>
101PM2714	10 A	120 W	F	DC DC 72 - 12	
101PM3255	10 A	240 W	A	DC DC 72 - 24	
101PM2715	5 A	120 W	F	DC DC 72 - 24	 <p style="text-align: right;">W x H x L 77 x 70 x 161 mm</p>
101PM3256	20 A	240 W	A	DC DC 72 - 12	
101PM1056	20 A	240 W	A	DC DC 80 - 12	
101PM3257	40 A	500 W	B	DC DC 80 - 12	 <p style="text-align: right;">W x H x L 77 x 70 x 161 mm</p>
101PM3258	10 A	240 W	A	DC DC 80 - 24	
101PM3259	20 A	500 W	B	DC DC 80 - 24	
101PM2717	5 A	120 W	F	DC DC 80 - 24	 <p style="text-align: right;">W x H x L 77 x 70 x 161 mm</p>
101PM3260	10 A	500 W	B	DC DC 80 - 48	
101PM2716	10 A	120 W	F	DC DC 80 - 12	